

Alpha: Blanca Alvarado Middle

School Accountability Report Card Reported Using Data from the 2017—18 School Year California Department of Education

By February 1 of each year, every school in California is required by state law to publish a School Accountability Report Card (SARC). The SARC contains information about the condition and performance of each California public school. Under the Local Control Funding Formula (LCFF) all local educational agencies (LEAs) are required to prepare a Local Control and Accountability Plan (LCAP), which describes how they intend to meet annual school-specific goals for all pupils, with specific activities to address state and local priorities. Additionally, data reported in an LCAP is to be consistent with data reported in the SARC.

- For more information about SARC requirements, see the California Department of Education (CDE) SARC web page at <https://www.cde.ca.gov/ta/ac/sa/>.
- For more information about the LCFF or LCAP, see the CDE LCFF web page at <https://www.cde.ca.gov/fq/aa/lc/>.
- For additional information about the school, parents/guardians and community members should contact the school principal or the district office.

DataQuest

DataQuest is an online data tool located on the CDE DataQuest web page at <https://dq.cde.ca.gov/dataquest/> that contains additional information about this school and comparisons of the school to the district and the county. Specifically, DataQuest is a dynamic system that provides reports for accountability (e.g., test data, enrollment, high school graduates, dropouts, course enrollments, staffing, and data regarding English learners).

Internet Access

Internet access is available at public libraries and other locations that are publicly accessible (e.g., the California State Library). Access to the Internet at libraries and public locations is generally provided on a first-come, first-served basis. Other use restrictions may include the hours of operation, the length of time that a workstation may be used (depending on availability), the types of software programs available on a workstation, and the ability to print documents.



John Glover, CEO

Principal, Alpha: Blanca Alvarado Middle

About Our School

Contact

Alpha: Blanca Alvarado Middle
1601 Cunningham Ave.
San Jose, CA 95122-2322

Phone: 408-780-0831
E-mail: info@alphapublicschools.org

About This School

Contact Information (School Year 2018—19)

District Contact Information (School Year 2018—19)	
District Name	Alum Rock Union Elementary
Phone Number	(408) 928-6800
Superintendent	Hilaria Bauer
E-mail Address	hilaria.bauer@arUSD.org
Web Site	http://www.arUSD.org

School Contact Information (School Year 2018—19)	
School Name	Alpha: Blanca Alvarado Middle
Street	1601 Cunningham Ave.
City, State, Zip	San Jose, Ca, 95122-2322
Phone Number	408-780-0831
Principal	John Glover, CEO
E-mail Address	info@alphapublicschools.org
Web Site	www.alphapublicschools.org
County-District-School (CDS) Code	43693690125526

Last updated: 1/30/2019

School Description and Mission Statement (School Year 2018—19)

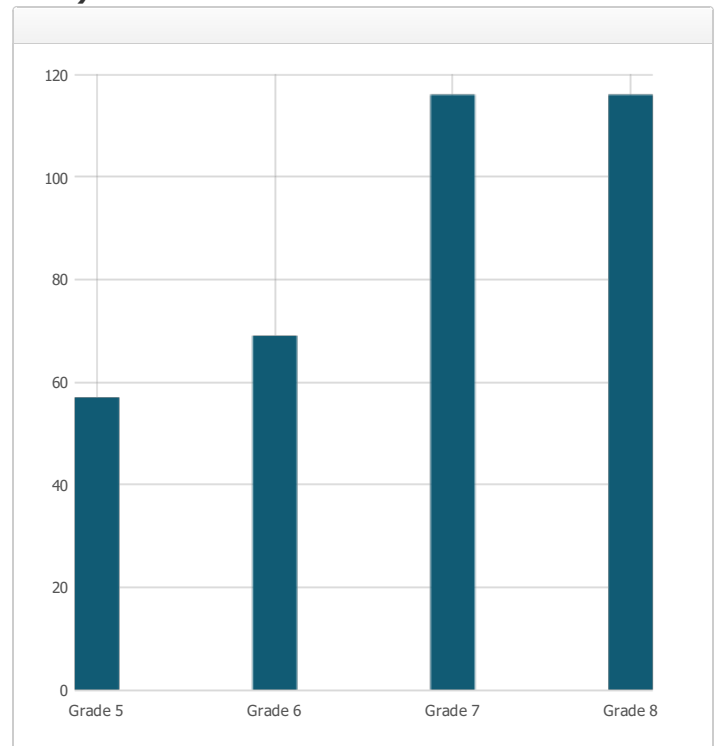
Led by principal Cynthia Nava and staffed by talented and energetic teachers, Alpha: Blanca Alvarado is a small, safe and tuition-free community school that serves scholars in grades 5-8. We were honored to name the school after Blanca Alvarado, a longtime public official, community leader and youth advocate in Santa Clara County. As the first in her family and community to assume public office, Blanca Alvarado's leadership provides great inspiration for our scholars — many of whom will be the first in their families to attend college and pave the way for their own families and communities.

The mission of Alpha Blanca Alvarado Middle School is to provide children from high-poverty communities an education that effectively develops the academic skills and competencies of character to overcome the achievement gap, graduate from college, and become self-reliant and productive leaders. Alpha seeks to eliminate the achievement gap by inspiring thousands of children from traditionally underserved communities to become self-motivated, competent, and lifelong learners who graduate from college and serve as leaders and role models for their families and communities. We provide the rigor, structure, and support needed to guide students to academic success. We provide an excellent educational program that rests on best practices, quality professional development, and an instructional framework that allows for a strong match between learning needs and teaching methods through differentiation.

Last updated: 1/30/2019

Student Enrollment by Grade Level (School Year 2017—18)

Grade Level	Number of Students
Grade 5	57
Grade 6	69
Grade 7	116
Grade 8	116
Total Enrollment	358



Last updated: 1/30/2019

Student Enrollment by Student Group (School Year 2017—18)

Student Group	Percent of Total Enrollment
Black or African American	0.3 %
American Indian or Alaska Native	0.3 %
Asian	4.2 %
Filipino	0.6 %
Hispanic or Latino	89.7 %
Native Hawaiian or Pacific Islander	0.3 %
White	0.3 %
Two or More Races	0.6 %
Other	3.7 %
Student Group (Other)	Percent of Total Enrollment
Socioeconomically Disadvantaged	92.7 %
English Learners	50.3 %
Students with Disabilities	12.6 %
Foster Youth	%

A. Conditions of Learning

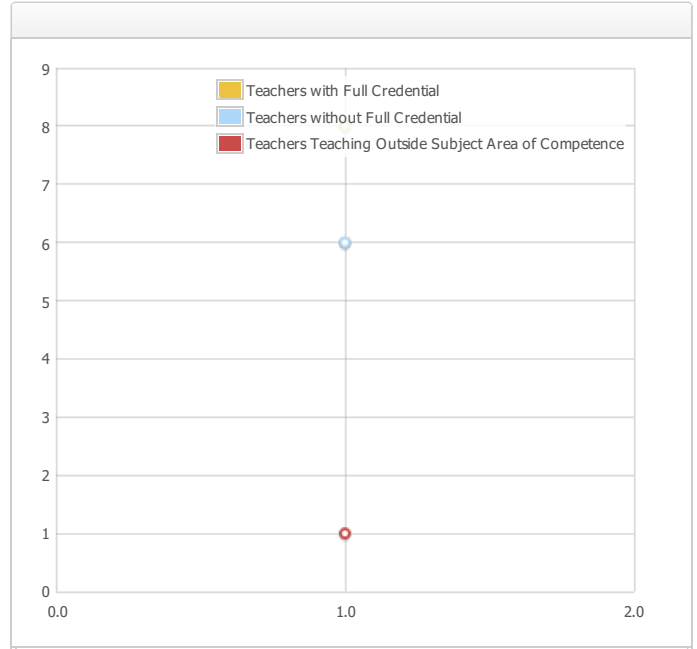
State Priority: Basic

The SARC provides the following information relevant to the State priority: Basic (Priority 1):

- Degree to which teachers are appropriately assigned and fully credentialed in the subject area and for the pupils they are teaching;
- Pupils have access to standards-aligned instructional materials; and
- School facilities are maintained in good repair

Teacher Credentials

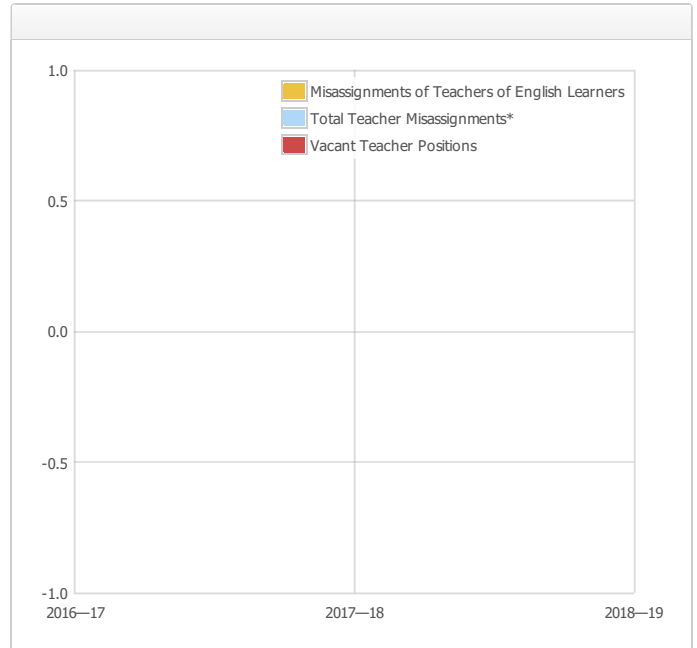
Teachers	School 2016—17	School 2017—18	School 2018—19	District 2018—19
With Full Credential		8		
Without Full Credential		6		
Teachers Teaching Outside Subject Area of Competence (with full credential)		1		



Last updated: 1/30/2019

Teacher Misassignments and Vacant Teacher Positions

Indicator	2016—17	2017—18	2018—19
Misassignments of Teachers of English Learners			
Total Teacher Misassignments*			
Vacant Teacher Positions			



Note: "Misassignments" refers to the number of positions filled by teachers who lack legal authorization to teach that grade level, subject area, student group, etc.

* Total Teacher Misassignments includes the number of Misassignments of Teachers of English Learners.

Last updated: 1/28/2019

Quality, Currency, Availability of Textbooks and Instructional Materials (School Year 2018—19)

Year and month in which the data were collected: July 2018

Subject	Textbooks and Instructional Materials/year of Adoption	From Most Recent Adoption?	Percent Students Lacking Own Assigned Copy
Reading/Language Arts	<p>Alpha: Blanca Alvarado Middle School uses a variety of instructional materials. As a blended model school, students spend a significant amount of time using individualized online content accessed via personal laptop computers. Below is a description of Alpha's instructional model with respect to instructional materials:</p> <p>Instruction is integrated with technology. Technology is used as a tool throughout a student's experience at Alpha to provide each student with access to information stored around the world, to facilitate communication and collaboration on projects with other students, and as another vehicle through which a student can express his or her knowledge and understanding of content. Instruction properly integrated with technology allows more individualized and differentiated delivery of the curriculum. Computer-based activities allow motivated, high-achieving students to move through more challenging material at their own pace. Additionally, it helps to diagnose and remediate learning gaps for low-achieving students. These activities employ computer-based curricula that are either purchased off-the-shelf or developed by teachers using open source resources.</p> <p>Computer-based learning is a powerful way of engaging today's students who have a natural affinity for technology. Computer-based curricula provide an additional tool for teachers to differentiate their instruction. Students are able to move at their own pace, moving faster through material they understand and repeating the more difficult sections. In addition, the multimedia capabilities of online programs enable students to visually interact with abstract concepts that are often difficult to understand when presented in traditional textbooks or lectures. The availability of online curricula and learning resources has grown tremendously over the last several years. Alpha continuously outreaches and engages the technology community so richly found in our geographic area. Our criteria for selection are that the programs:</p> <p>a.) adhere to state/national content standards; b.) provide rich, interactive, and engaging materials and activities for students; c.) provide a sufficient number and variety of lessons and materials for teachers to be able to differentiate their instruction d. allow teachers to customize lessons e. include embedded assessments f. enable students to be largely self-directed as they progress through the course. (Ideally, the programs have an "adaptive" capacity that automatically changes the difficulty level of the material based on the student's performance.) Further, non-technology instruction at Alpha is project-based. The use of in-depth and rigorous classroom projects facilitates learning and assesses student competence. Students use technology and inquiry to respond to a complex issue, problem or challenge. Projects link the curriculum content with current events, primary sources, scientific investigation, and students' experiences while also allowing classroom teachers to teach and assess visual arts standards, which are integrated into many projects. Most important, project-based instruction allows students to develop the strong communication, leadership, and teamwork skills necessary to succeed in college and the global economy. Materials and Technology: The materials used by teachers have been selected in accordance with the guidelines and recommendations provided by the California Department of Education. These materials include computers and projection devices, software programs (including Lexia Powerup, Khan Academy, STMath, IXL), laboratory science materials, test preparation guides, research and reading materials, math manipulatives, maps and atlases, dictionaries and thesauruses</p>	Yes	0.0 %

Mathematics

Yes

0.0 %

Alpha: Blanca Alvarado Middle School uses a variety of instructional materials. As a blended model school, students spend a significant amount of time using individualized online content accessed via personal laptop computers. Below is a description of Alpha's instructional model with respect to instructional materials:

Instruction is integrated with technology. Technology is used as a tool throughout a student's experience at Alpha to provide each student with access to information stored around the world, to facilitate communication and collaboration on projects with other students, and as another vehicle through which a student can express his or her knowledge and understanding of content. Instruction properly integrated with technology allows more individualized and differentiated delivery of the curriculum. Computer-based activities allow motivated, high-achieving students to move through more challenging material at their own pace. Additionally, it helps to diagnose and remediate learning gaps for low-achieving students. These activities employ computer-based curricula that are either purchased off-the-shelf or developed by teachers using open source resources. Computer-based learning is a powerful way of engaging today's students who have a natural affinity for technology. Computer-based curricula provide an additional tool for teachers to differentiate their instruction. Students are able to move at their own pace, moving faster through material they understand and repeating the more difficult sections. In addition, the multimedia capabilities of online programs enable students to visually interact with abstract concepts that are often difficult to understand when presented in traditional textbooks or lectures. The availability of online curricula and learning resources has grown tremendously over the last several years. Alpha continuously outreaches and engages the technology community so richly found in our geographic area. Our criteria for selection are that the programs: a. adhere to state/national content standards; b. provide rich, interactive, and engaging materials and activities for students; c. provide a sufficient number and variety of lessons and materials for teachers to be able to differentiate their instruction d. allow teachers to customize lessons e. include embedded assessments f. enable students to be largely self-directed as they progress through the course. (Ideally, the programs have an "adaptive" capacity that automatically changes the difficulty level of the material based on the student's performance.)

Further, non-technology instruction at Alpha is project-based. The use of in-depth and rigorous classroom projects facilitates learning and assesses student competence. Students use technology and inquiry to respond to a complex issue, problem or challenge. Projects link the curriculum content with current events, primary sources, scientific investigation, and students' experiences while also allowing classroom teachers to teach and assess visual arts standards, which are integrated into many projects. Most important, project-based instruction allows students to develop the strong communication, leadership, and teamwork skills necessary to succeed in college and the global economy. Materials and Technology: The materials used by teachers have been selected in accordance with the guidelines and recommendations provided by the California Department of Education. These materials include computers and projection devices, software programs (including Reading Plus, Achieve 3000, STMath, IXL), laboratory science materials, test preparation guides, research and reading materials, math manipulatives, maps and atlases, dictionaries and thesauruses.

Science

Yes

0.0 %

Alpha: Blanca Alvarado Middle School uses a variety of instructional materials. As a blended model school, students spend a significant amount of time using individualized online content accessed via personal laptop computers. Below is a description of Alpha's instructional model with respect to instructional materials:

Instruction is integrated with technology. Technology is used as a tool throughout a student's experience at Alpha to provide each student with access to information stored around the world, to facilitate communication and collaboration on projects with other students, and as another vehicle through which a student can express his or her knowledge and understanding of content. Instruction properly integrated with technology allows more individualized and differentiated delivery of the curriculum. Computer-based activities allow motivated, high-achieving students to move through more challenging material at their own pace. Additionally, it helps to diagnose and remediate learning gaps for low-achieving students. These activities employ computer-based curricula that are either purchased off-the-shelf or developed by teachers using open source resources. Computer-based learning is a powerful way of engaging today's students who have a natural affinity for technology. Computer-based curricula provide an additional tool for teachers to differentiate their instruction. Students are able to move at their own pace, moving faster through material they understand and repeating the more difficult sections. In addition, the multimedia capabilities of online programs enable students to visually interact with abstract concepts that are often difficult to understand when presented in traditional textbooks or lectures. The availability of online curricula and learning resources has grown tremendously over the last several years. Alpha continuously outreaches and engages the technology community so richly found in our geographic area. Our criteria for selection are that the programs:

- a.) adhere to state/national content standards; b.) provide rich, interactive, and engaging materials and activities for students; c.) provide a sufficient number and variety of lessons and materials for teachers to be able to differentiate their instruction d. allow teachers to customize lessons e. include embedded assessments f. enable students to be largely self-directed as they progress through the course. (Ideally, the programs have an "adaptive" capacity that automatically changes the difficulty level of the material based on the student's performance.)

Further, non-technology instruction at Alpha is project-based. The use of in-depth and rigorous classroom projects facilitates learning and assesses student competence. Students use technology and inquiry to respond to a complex issue, problem or challenge. Projects link the curriculum content with current events, primary sources, scientific investigation, and students' experiences while also allowing classroom teachers to teach and assess visual arts standards, which are integrated into many projects. Most important, project-based instruction allows students to develop the strong communication, leadership, and teamwork skills necessary to succeed in college and the global economy. Materials and Technology: The materials used by teachers have been selected in accordance with the guidelines and recommendations provided by the California Department of Education. These materials include computers and projection devices, software programs (including Lexia Powerup, Khan Academy, STMath, IXL), laboratory science materials, test preparation guides, research and reading materials, math manipulatives, maps and atlases, dictionaries and thesauruses

History-Social Science

Alpha: Blanca Alvarado Middle School uses a variety of instructional materials. As a blended model school, students spend a significant amount of time using individualized online content accessed via personal laptop computers. Below is a description of Alpha's instructional model with respect to instructional materials:

Instruction is integrated with technology. Technology is used as a tool throughout a student's experience at Alpha to provide each student with access to information stored around the world, to facilitate communication and collaboration on projects with other students, and as another vehicle through which a student can express his or

Yes

0.0 %

her knowledge and understanding of content. Instruction properly integrated with technology allows more individualized and differentiated delivery of the curriculum. Computer-based activities allow motivated, high-achieving students to move through more challenging material at their own pace. Additionally, it helps to diagnose and remediate learning gaps for low-achieving students. These activities employ computer-based curricula that are either purchased off-the-shelf or developed by teachers using open source resources. Computer-based learning is a powerful way of engaging today's students who have a natural affinity for technology. Computer-based curricula provide an additional tool for teachers to differentiate their instruction. Students are able to move at their own pace, moving faster through material they understand and repeating the more difficult sections. In addition, the multimedia capabilities of online programs enable students to visually interact with abstract concepts that are often difficult to understand when presented in traditional textbooks or lectures. The availability of online curricula and learning resources has grown tremendously over the last several years. Alpha continuously outreaches and engages the technology community so richly found in our geographic area. Our criteria for selection are that the programs:

- a.) adhere to state/national content standards; b.) provide rich, interactive, and engaging materials and activities for students; c.) provide a sufficient number and variety of lessons and materials for teachers to be able to differentiate their instruction d. allow teachers to customize lessons e. include embedded assessments f. enable students to be largely self-directed as they progress through the course. (Ideally, the programs have an "adaptive" capacity that automatically changes the difficulty level of the material based on the student's performance.) Further, non-technology instruction at Alpha is project-based. The use of in-depth and rigorous classroom projects facilitates learning and assesses student competence. Students use technology and inquiry to respond to a complex issue, problem or challenge. Projects link the curriculum content with current events, primary sources, scientific investigation, and students' experiences while also allowing classroom teachers to teach and assess visual arts standards, which are integrated into many projects. Most important, project-based instruction allows students to develop the strong communication, leadership, and teamwork skills necessary to succeed in college and the global economy. Materials and Technology: The materials used by teachers have been selected in accordance with the guidelines and recommendations provided by the California Department of Education. These materials include computers and projection devices, software programs (including Lexia Powerup, Khan Academy, STMath, IXL), laboratory science materials, test preparation guides, research and reading materials, math manipulatives, maps and atlases, dictionaries and thesauruses

Foreign Language	<p>Alpha: Blanca Alvarado Middle School uses a variety of instructional materials. As a blended model school, students spend a significant amount of time using individualized online content accessed via personal laptop computers. Below is a description of Alpha's instructional model with respect to instructional materials:</p> <p>Instruction is integrated with technology. Technology is used as a tool throughout a student's experience at Alpha to provide each student with access to information stored around the world, to facilitate communication and collaboration on projects with other students, and as another vehicle through which a student can express his or her knowledge and understanding of content. Instruction properly integrated with technology allows more individualized and differentiated delivery of the curriculum. Computer-based activities allow motivated, high-achieving students to move through more challenging material at their own pace. Additionally, it helps to diagnose and</p>	Yes	0.0 %
------------------	--	-----	-------

remediate learning gaps for low-achieving students. These activities employ computer-based curricula that are either purchased off-the-shelf or developed by teachers using open source resources. Computer-based learning is a powerful way of engaging today's students who have a natural affinity for technology. Computer-based curricula provide an additional tool for teachers to differentiate their instruction. Students are able to move at their own pace, moving faster through material they understand and repeating the more difficult sections. In addition, the multimedia capabilities of online programs enable students to visually interact with abstract concepts that are often difficult to understand when presented in traditional textbooks or lectures. The availability of online curricula and learning resources has grown tremendously over the last several years. Alpha continuously outreaches and engages the technology community so richly found in our geographic area. Our criteria for selection are that the programs:

- a.) adhere to state/national content standards; b.) provide rich, interactive, and engaging materials and activities for students; c.) provide a sufficient number and variety of lessons and materials for teachers to be able to differentiate their instruction d. allow teachers to customize lessons e. include embedded assessments f. enable students to be largely self-directed as they progress through the course. (Ideally, the programs have an "adaptive" capacity that automatically changes the difficulty level of the material based on the student's performance.)

Further, non-technology instruction at Alpha is project-based. The use of in-depth and rigorous classroom projects facilitates learning and assesses student competence. Students use technology and inquiry to respond to a complex issue, problem or challenge. Projects link the curriculum content with current events, primary sources, scientific investigation, and students' experiences while also allowing classroom teachers to teach and assess visual arts standards, which are integrated into many projects. Most important, project-based instruction allows students to develop the strong communication, leadership, and teamwork skills necessary to succeed in college and the global economy. Materials and Technology: The materials used by teachers have been selected in accordance with the guidelines and recommendations provided by the California Department of Education. These materials include computers and projection devices, software programs (including Lexia Powerup, Khan Academy, STMath, IXL), laboratory science materials, test preparation guides, research and reading materials, math manipulatives, maps and atlases, dictionaries and thesauruses

Health	<p>Alpha: Blanca Alvarado Middle School uses a variety of instructional materials. As a blended model school, students spend a significant amount of time using individualized online content accessed via personal laptop computers. Below is a description of Alpha's instructional model with respect to instructional materials:</p> <p>Instruction is integrated with technology. Technology is used as a tool throughout a student's experience at Alpha to provide each student with access to information stored around the world, to facilitate communication and collaboration on projects with other students, and as another vehicle through which a student can express his or her knowledge and understanding of content. Instruction properly integrated with technology allows more individualized and differentiated delivery of the curriculum. Computer-based activities allow motivated, high-achieving students to move through more challenging material at their own pace. Additionally, it helps to diagnose and remediate learning gaps for low-achieving students. These activities employ computer-based curricula that are either purchased off-the-shelf or developed by teachers using open source resources. Computer-based learning is a powerful way of engaging today's students who have a natural affinity for technology. Computer-based curricula</p>	Yes	0.0 %
--------	---	-----	-------

provide an additional tool for teachers to differentiate their instruction. Students are able to move at their own pace, moving faster through material they understand and repeating the more difficult sections. In addition, the multimedia capabilities of online programs enable students to visually interact with abstract concepts that are often difficult to understand when presented in traditional textbooks or lectures. The availability of online curricula and learning resources has grown tremendously over the last several years. Alpha continuously outreaches and engages the technology community so richly found in our geographic area. Our criteria for selection are that the programs:

- a.) adhere to state/national content standards; b.) provide rich, interactive, and engaging materials and activities for students; c.) provide a sufficient number and variety of lessons and materials for teachers to be able to differentiate their instruction d. allow teachers to customize lessons e. include embedded assessments f. enable students to be largely self-directed as they progress through the course. (Ideally, the programs have an "adaptive" capacity that automatically changes the difficulty level of the material based on the student's performance.)

Further, non-technology instruction at Alpha is project-based. The use of in-depth and rigorous classroom projects facilitates learning and assesses student competence. Students use technology and inquiry to respond to a complex issue, problem or challenge. Projects link the curriculum content with current events, primary sources, scientific investigation, and students' experiences while also allowing classroom teachers to teach and assess visual arts standards, which are integrated into many projects. Most important, project-based instruction allows students to develop the strong communication, leadership, and teamwork skills necessary to succeed in college and the global economy. Materials and Technology: The materials used by teachers have been selected in accordance with the guidelines and recommendations provided by the California Department of Education. These materials include computers and projection devices, software programs (including Lexia Powerup, Khan Academy, STMath, IXL), laboratory science materials, test preparation guides, research and reading materials, math manipulatives, maps and atlases, dictionaries and thesauruses

Visual and Performing Arts	<p>Alpha: Blanca Alvarado Middle School uses a variety of instructional materials. As a blended model school, students spend a significant amount of time using individualized online content accessed via personal laptop computers. Below is a description of Alpha's instructional model with respect to instructional materials:</p> <p>Instruction is integrated with technology. Technology is used as a tool throughout a student's experience at Alpha to provide each student with access to information stored around the world, to facilitate communication and collaboration on projects with other students, and as another vehicle through which a student can express his or her knowledge and understanding of content. Instruction properly integrated with technology allows more individualized and differentiated delivery of the curriculum. Computer-based activities allow motivated, high-achieving students to move through more challenging material at their own pace. Additionally, it helps to diagnose and remediate learning gaps for low-achieving students. These activities employ computer-based curricula that are either purchased off-the-shelf or developed by teachers using open source resources. Computer-based learning is a powerful way of engaging today's students who have a natural affinity for technology. Computer-based curricula provide an additional tool for teachers to differentiate their instruction. Students are able to move at their own pace, moving faster through material they understand and repeating the more difficult sections. In addition, the multimedia capabilities of online programs enable students to visually interact with abstract</p>	Yes	0.0 %
----------------------------	---	-----	-------

concepts that are often difficult to understand when presented in traditional textbooks or lectures. The availability of online curricula and learning resources has grown tremendously over the last several years. Alpha continuously outreaches and engages the technology community so richly found in our geographic area. Our criteria for selection are that the programs:

- a.) adhere to state/national content standards; b.) provide rich, interactive, and engaging materials and activities for students; c.) provide a sufficient number and variety of lessons and materials for teachers to be able to differentiate their instruction d. allow teachers to customize lessons e. include embedded assessments f. enable students to be largely self-directed as they progress through the course. (Ideally, the programs have an "adaptive" capacity that automatically changes the difficulty level of the material based on the student's performance.) Further, non-technology instruction at Alpha is project-based. The use of in-depth and rigorous classroom projects facilitates learning and assesses student competence. Students use technology and inquiry to respond to a complex issue, problem or challenge. Projects link the curriculum content with current events, primary sources, scientific investigation, and students' experiences while also allowing classroom teachers to teach and assess visual arts standards, which are integrated into many projects. Most important, project-based instruction allows students to develop the strong communication, leadership, and teamwork skills necessary to succeed in college and the global economy. Materials and Technology: The materials used by teachers have been selected in accordance with the guidelines and recommendations provided by the California Department of Education. These materials include computers and projection devices, software programs (including Lexia Powerup, Khan Academy, STMath, IXL), laboratory science materials, test preparation guides, research and reading materials, math manipulatives, maps and atlases, dictionaries and thesauruses

Science Lab Eqpmt (Grades 9-12)	N/A	N/A	0.0 %
------------------------------------	-----	-----	-------

Note: Cells with N/A values do not require data.

Last updated: 1/30/2019

School Facility Conditions and Planned Improvements

Alpha: Blanca Alvarado Middle School is co-located with Alpha: Jose at 1601 Cunningham Ave, San Jose, CA 95122. The school is sufficiently safe, clean and adequate for school use. There are no planned facility improvements, and no maintenance is currently needed at the site.

Last updated: 1/30/2019

School Facility Good Repair Status

Year and month of the most recent FIT report: August 2018

System Inspected	Rating	Repair Needed and Action Taken or Planned
Systems: Gas Leaks, Mechanical/HVAC, Sewer	Good	
Interior: Interior Surfaces	Good	
Cleanliness: Overall Cleanliness, Pest/Vermin Infestation	Good	
Electrical: Electrical	Good	
Restrooms/Fountains: Restrooms, Sinks/Fountains	Good	
Safety: Fire Safety, Hazardous Materials	Good	
Structural: Structural Damage, Roofs	Good	
External: Playground/School Grounds, Windows/Doors/Gates/Fences	Good	

Overall Facility Rate

Year and month of the most recent FIT report: August 2018

Overall Rating	Good
----------------	------

Last updated: 1/30/2019

B. Pupil Outcomes

State Priority: Pupil Achievement

The SARC provides the following information relevant to the State priority: Pupil Achievement (Priority 4):

- **Statewide assessments** (i.e., California Assessment of Student Performance and Progress [CAASPP] System, which includes the Smarter Balanced Summative Assessments for students in the general education population and the California Alternate Assessments [CAAs] for English language arts/literacy [ELA] and mathematics given in grades three through eight and grade eleven. Only eligible students may participate in the administration of the CAAs. CAAs items are aligned with alternate achievement standards, which are linked with the Common Core State Standards [CCSS] for students with the most significant cognitive disabilities); and
- The percentage of students who have successfully completed courses that satisfy the requirements for entrance to the University of California and the California State University, or career technical education sequences or programs of study.

CAASPP Test Results in ELA and Mathematics for All Students Grades Three through Eight and Grade Eleven Percentage of Students Meeting or Exceeding the State Standard

Subject	School 2016—17	School 2017—18	District 2016—17	District 2017—18	State 2016—17	State 2017—18
English Language Arts / Literacy (grades 3-8 and 11)	39.0%	41.0%	40.0%	41.0%	48.0%	50.0%
Mathematics (grades 3-8 and 11)	33.0%	44.0%	33.0%	33.0%	37.0%	38.0%

Note: Percentages are not calculated when the number of students tested is ten or less, either because the number of students in this category is too small for statistical accuracy or to protect student privacy.

Note: ELA and Mathematics test results include the Smarter Balanced Summative Assessment and the CAA. The "Percent Met or Exceeded" is calculated by taking the total number of students who met or exceeded the standard on the Smarter Balanced Summative Assessment plus the total number of students who met the standard (i.e., achieved Level 3-Alternate) on the CAAs divided by the total number of students who participated in both assessments.

Last updated: 1/30/2019

CAASPP Test Results in ELA by Student Group Grades Three through Eight and Grade Eleven (School Year 2017—18)

CAASPP Assessment Results – English Language Arts (ELA)

Disaggregated by Student Groups, Grades Three Through Eight and Grade Eleven

Student Group	Total Enrollment	Number Tested	Percent Tested	Percent Met or Exceeded
All Students	352	339	96.31%	40.53%
Male	176	170	96.59%	27.81%
Female	176	169	96.02%	53.25%
Black or African American	--	--	--	
American Indian or Alaska Native	--	--	--	
Asian	15	15	100.00%	86.67%
Filipino	--	--	--	
Hispanic or Latino	314	305	97.13%	37.83%
Native Hawaiian or Pacific Islander	--	--	--	
White	--	--	--	
Two or More Races	--	--	--	
Socioeconomically Disadvantaged	328	319	97.26%	39.62%
English Learners	240	233	97.08%	34.91%
Students with Disabilities	47	45	95.74%	2.22%
Students Receiving Migrant Education Services				
Foster Youth				

Note: ELA test results include the Smarter Balanced Summative Assessment and the CAA. The "Percent Met or Exceeded" is calculated by taking the total number of students who met or exceeded the standard on the Smarter Balanced Summative Assessment plus the total number of students who met the standard (i.e., achieved Level 3–Alternate) on the CAAs divided by the total number of students who participated in both assessments.

Note: Double dashes (--) appear in the table when the number of students is ten or less, either because the number of students in this category is too small for statistical accuracy or to protect student privacy.

Note: The number of students tested includes all students who participated in the test whether they received a score or not; however, the number of students tested is not the number that was used to calculate the achievement level percentages. The achievement level percentages are calculated using only students who received scores.

Last updated: 1/30/2019

CAASPP Test Results in Mathematics by Student Group Grades Three through Eight and Grade Eleven (School Year 2017—18)

CAASPP Test Results in Mathematics

Disaggregated by Student Group, Grades Three Through Eight and Grade Eleven

Student Group	Total Enrollment	Number Tested	Percent Tested	Percent Met or Exceeded
All Students	352	343	97.44%	43.73%
Male	176	173	98.30%	41.62%
Female	176	170	96.59%	45.88%
Black or African American	--	--	--	
American Indian or Alaska Native	--	--	--	
Asian	15	15	100.00%	93.33%
Filipino	--	--	--	
Hispanic or Latino	314	305	97.13%	41.31%
Native Hawaiian or Pacific Islander	--	--	--	
White	--	--	--	
Two or More Races	--	--	--	
Socioeconomically Disadvantaged	328	322	98.17%	43.79%
English Learners	240	235	97.92%	39.57%
Students with Disabilities	47	44	93.62%	6.82%
Students Receiving Migrant Education Services				
Foster Youth				

Note: Mathematics test results include the Smarter Balanced Summative Assessment and the CAA. The "Percent Met or Exceeded" is calculated by taking the total number of students who met or exceeded the standard on the Smarter Balanced Summative Assessment plus the total number of students who met the standard (i.e., achieved Level 3–Alternate) on the CAAs divided by the total number of students who participated in both assessments.

Note: Double dashes (--) appear in the table when the number of students is ten or less, either because the number of students in this category is too small for statistical accuracy or to protect student privacy.

Note: The number of students tested includes all students who participated in the test whether they received a score or not; however, the number of students tested is not the number that was used to calculate the achievement level percentages. The achievement level percentages are calculated using only students who received scores.

Last updated: 1/30/2019

**CAASPP Test Results in Science for All Students
Grades Five, Eight and High School
Percentage of Students Meeting or Exceeding the State Standard**

Html.RenderAction("SarcDescription", new { sectionID = 80, cdscode = ViewBag.Cdscode });

Subject	School 2016–17	School 2017–18	District 2016–17	District 2017–18	State 2016–17	State 2017–18
Science (grades 5, 8, and high school)	N/A	N/A	N/A	N/A	N/A	N/A

Note: Cells with N/A values do not require data.

Note: The 2016–17 and 2017–18 data are not available. The CDE is developing a new science assessment based on the Next Generation Science Standards for California Public Schools (CA NGSS). The new California Science Test (CAST) was pilot-tested in spring 2017 and field-tested in spring 2018. The CAST will be administered operationally during the 2018–19 school year. The CAA for Science was pilot-tested for two years (i.e., 2016–17 and 2017–18) and the CAA for Science will be field-tested in 2018–19.

Note: Science test results include the CAST and the CAA for Science. The "Percent Met or Exceeded" is calculated by taking the total number of students who met or exceeded the standard on the CAST plus the total number of students who met the standard (i.e., achieved Level 3–Alternate) on the CAA for Science divided by the total number of students who participated on both assessments.

Last updated: 1/30/2019

State Priority: Other Pupil Outcomes

The SARC provides the following information relevant to the State priority: Other Pupil Outcomes (Priority 8):

- Pupil outcomes in the subject area of physical education

California Physical Fitness Test Results (School Year 2017–18)

Grade Level	Percentage of Students Meeting Four of Six Fitness Standards	Percentage of Students Meeting Five of Six Fitness Standards	Percentage of Students Meeting Six of Six Fitness Standards
-------------	--	--	---

Note: Percentages are not calculated when the number of students tested is ten or less, either because the number of students in this category is too small for statistical accuracy or to protect student privacy.

Last updated: 1/30/2019

C. Engagement

State Priority: Parental Involvement

The SARC provides the following information relevant to the State priority: Parental Involvement (Priority 3):

- Efforts the school district makes to seek parent input in making decisions for the school district and each school site

Opportunities for Parental Involvement (School Year 2018—19)

At ABA, family involvement is an important component of our success as a school. In addition to the school site council, families are involved in a wide variety of ways, including:

Parent conferences

Volunteer opportunities

Bi-monthly community meetings include parent education topics such as college application process, bullying, and helping with student work;

Monthly coffee/cafecitos with school leaders are opportunities for families to discuss a range of topics in support of their children.

Online parent portal for families to access student attendance and grades in real-time;

A parent mobile application that contains a range of relevant information and resources, including calendar, announcements, connections to the parent portal, and handbooks.

Regular phone calls by teacher advisors to their students;

Family conferences three times a year that are student-led;

Family survey two times a year;

Alpha Board meetings are open to the public, and parents are encouraged to attend.

In addition, ABA has a Parent Learning Center, managed by our Parent Learning Center Manager, that identifies and facilitates various initiatives to support our family community and help minimize the barriers that families face in supporting their students.

State Priority: Pupil Engagement

The SARC provides the following information relevant to the State priority: Pupil Engagement (Priority 5):

- High school dropout rates; and
- High school graduation rates

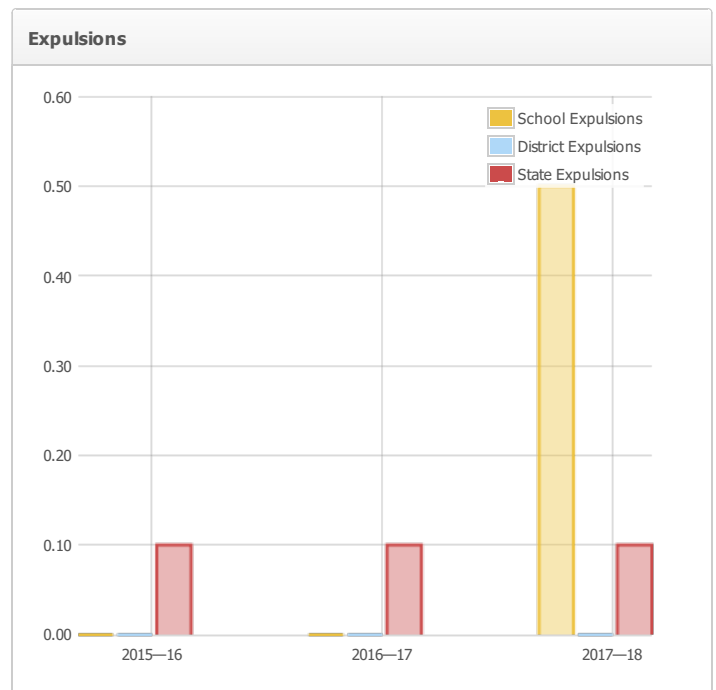
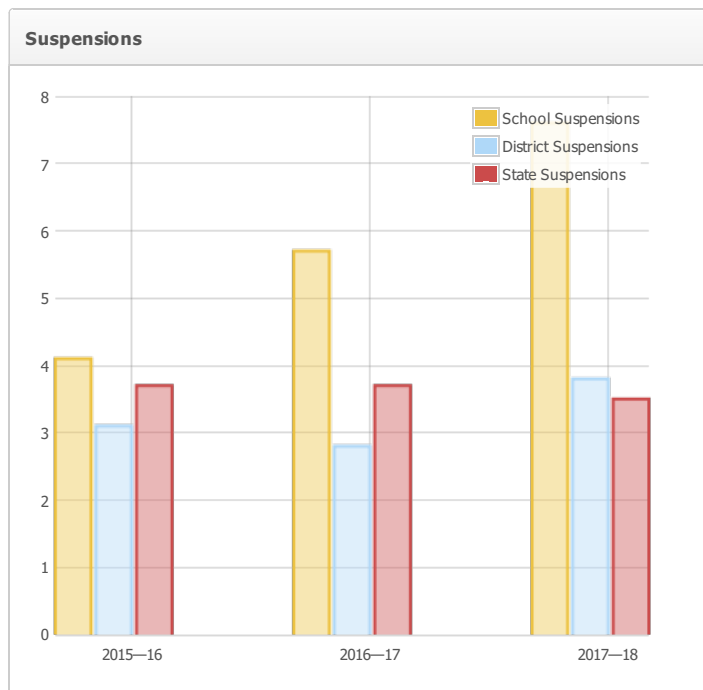
State Priority: School Climate

The SARC provides the following information relevant to the State priority: School Climate (Priority 6):

- Pupil suspension rates;
- Pupil expulsion rates; and
- Other local measures on the sense of safety

Suspensions and Expulsions

	School	School	School	District	District	District	State	State	State
Rate	2015—16	2016—17	2017—18	2015—16	2016—17	2017—18	2015—16	2016—17	2017—18
Suspensions	4.1%	5.7%	7.6%	3.1%	2.8%	3.8%	3.7%	3.7%	3.5%
Expulsions	0.0%	0.0%	0.5%	0.0%	0.0%	0.0%	0.1%	0.1%	0.1%



Last updated: 1/30/2019

School Safety Plan (School Year 2018—19)

A healthy and safe environment is imperative to productive teaching and learning. Alpha has adopted and implemented a comprehensive set of health, safety, and risk management policies. These policies are based on best practices provided by the California Department of Education, as well as county and local police department recommendations. These policies have been approved by Alpha’s Board of Directors, are reviewed quarterly, and are updated as required in response to any change in conditions or operations that may affect the health and safety of students and staff.

The full safety plan is located on our website and at the link provided below:
https://drive.google.com/open?id=1BtH1POFnXm9gAYChZvm_o7WSpgpIGW

Last updated: 1/31/2019

D. Other SARC Information

The information in this section is required to be in the SARC but is not included in the state priorities for LCFF.

Average Class Size and Class Size Distribution (Elementary) School Year (2015—16)

Grade Level	Average Class Size	Number of Classes * 1-20	Number of Classes * 21-32	Number of Classes * 33+
K				
1				
2				
3				
4				
5				
6	32.0		12	8
Other**				

* Number of classes indicates how many classes fall into each size category (a range of total students per class).

** "Other" category is for multi-grade level classes.

Average Class Size and Class Size Distribution (Elementary) School Year (2016—17)

Grade Level	Average Class Size	Number of Classes * 1-20	Number of Classes * 21-32	Number of Classes * 33+
K				
1				
2				
3				
4				
5				
6	34.0		4	12
Other**				

* Number of classes indicates how many classes fall into each size category (a range of total students per class).

** "Other" category is for multi-grade level classes.

Average Class Size and Class Size Distribution (Elementary) School Year (2017—18)

Grade Level	Average Class Size	Number of Classes * 1-20	Number of Classes * 21-32	Number of Classes * 33+
K				
1				
2				
3				
4				
5	28.0		7	
6	28.0	2		8
Other**				

* Number of classes indicates how many classes fall into each size category (a range of total students per class).

** "Other" category is for multi-grade level classes.

Last updated: 1/30/2019

Average Class Size and Class Size Distribution (Secondary) (School Year 2015—16)

Subject	Average Class Size	Number of Classes * 1-20	Number of Classes * 21-32	Number of Classes * 33+
English	35.0		1	7
Mathematics	35.0		1	7
Science	35.0		1	7
Social Science	35.0		1	7

* Number of classes indicates how many classrooms fall into each size category (a range of total students per classroom). At the secondary school level, this information is reported by subject area rather than grade level.

Average Class Size and Class Size Distribution (Secondary) (School Year 2016—17)

Subject	Average Class Size	Number of Classes * 1-20	Number of Classes * 21-32	Number of Classes * 33+
English	34.0		2	6
Mathematics	34.0		2	6
Science	34.0		2	6
Social Science	34.0		2	6

* Number of classes indicates how many classrooms fall into each size category (a range of total students per classroom). At the secondary school level, this information is reported by subject area rather than grade level.

Average Class Size and Class Size Distribution (Secondary) (School Year 2017—18)

Subject	Average Class Size	Number of Classes * 1-20	Number of Classes * 21-32	Number of Classes * 33+
English	26.0	1	8	
Mathematics	26.0	1	8	
Science	29.0		8	
Social Science	29.0		8	

* Number of classes indicates how many classrooms fall into each size category (a range of total students per classroom). At the secondary school level, this information is reported by subject area rather than grade level.

Last updated: 1/30/2019

Expenditures Per Pupil and School Site Teacher Salaries (Fiscal Year 2016—17)

Level	Total Expenditures Per Pupil	Expenditures Per Pupil (Restricted)	Expenditures Per Pupil (Unrestricted)	Average Teacher Salary
School Site	\$10441.0	\$3228.0	\$7213.0	\$58000.0
District	N/A	N/A	--	\$81305.0
Percent Difference – School Site and District	N/A	N/A	--	--
State	N/A	N/A	\$7125.0	\$80910.0
Percent Difference – School Site and State	N/A	N/A	--	--

Note: Cells with N/A values do not require data.

Last updated: 1/31/2019

Types of Services Funded (Fiscal Year 2017–18)

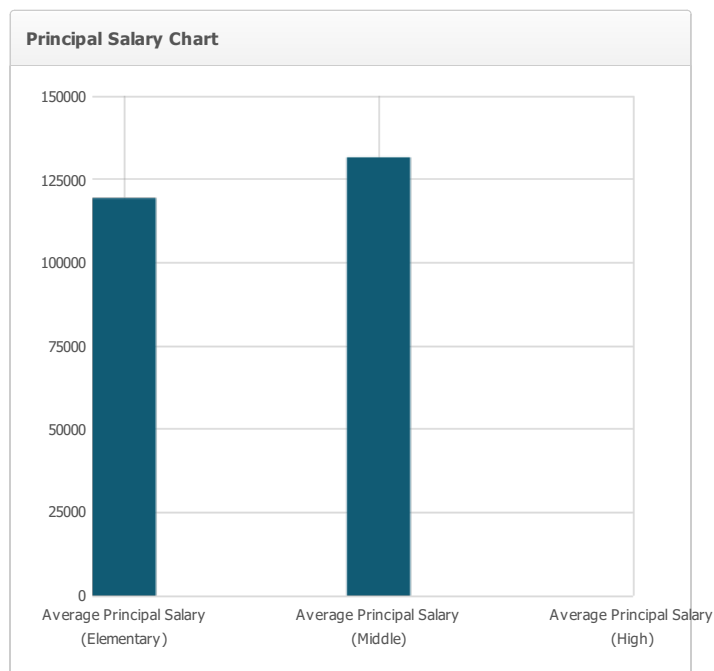
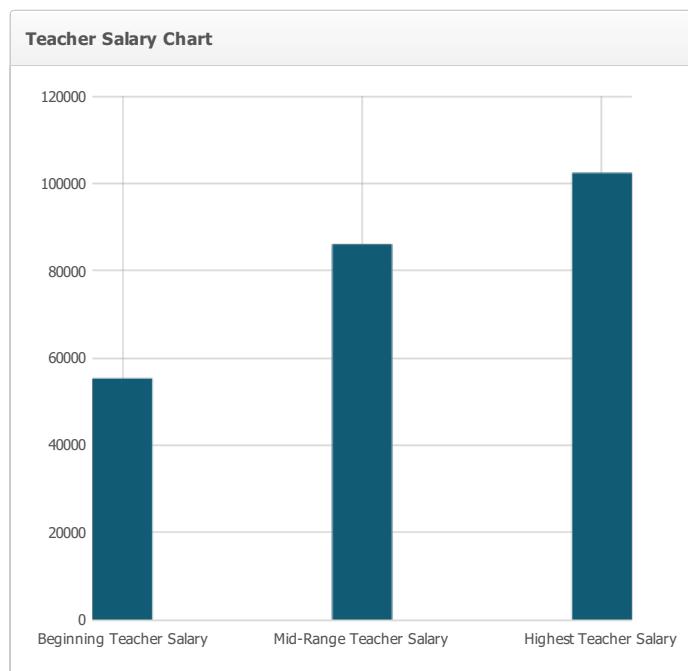
- Academic Enrichment Period – Each school day includes an academic enrichment period. Teachers use formal and informal assessment data to determine appropriate activities and resources for each student. During this time, low-achieving students may receive small group or individual instruction from their teacher or a learning coach, partner with high-achieving students for peer tutoring, or participate in computer-based activities designed to build proficiency.
- Individualized Learning Plans – An Individualized Learning Plan (ILP) that specifies areas of strength and weakness and explicit classroom modifications, areas to target in computer-based activities and specific goals and methods for learning coaches, is designed for every student. Teachers create ILPs during "data days" and during prep periods. Students review ILPs with teachers during academic enrichment, After School Academy, or at other times outside of core instructional activities. During these meetings, teachers support students in reflecting on their progress over the last six weeks and setting specific, measurable, attainable, realistic, and timely (S.M.A.R.T) goals to improve their performance. Families also participate in the review of ILPs; depending on student performance and student behavior, parent-teacher conferences may be a required part of the ILP process. These plans also ensure that students, families, and school remain aware of continuous improvement and obstacles to progress.

Last updated: 1/30/2019

Teacher and Administrative Salaries (Fiscal Year 2016–17)

Category	District Amount	State Average For Districts In Same Category
Beginning Teacher Salary	\$55,262	\$50,084
Mid-Range Teacher Salary	\$86,034	\$80,256
Highest Teacher Salary	\$102,376	\$100,154
Average Principal Salary (Elementary)	\$119,374	\$125,899
Average Principal Salary (Middle)	\$131,610	\$130,255
Average Principal Salary (High)	\$	\$128,660
Superintendent Salary	\$212,178	\$222,447
Percent of Budget for Teacher Salaries	38.0%	37.0%
Percent of Budget for Administrative Salaries	6.0%	5.0%

For detailed information on salaries, see the CDE Certificated Salaries & Benefits web page at <https://www.cde.ca.gov/ds/fd/cs/>.



Last updated: 1/30/2019

Professional Development

Each faculty and staff member has a Personalized Growth Plan ("PGP"). The plan is developed by the employee with the input and approval of the Principal and using a template that was finalized through a collaborative process that included the school's principal and teachers. The plan asks the employee to identify a set of professional development goals from seven different areas that have been identified as the strands most pertinent to the success of an Alpha educator. They include content, curriculum, instruction, assessment, mentoring, leadership, and knowing and understanding learners. The plan identifies the teacher's present

level of performance in each strand using a standard rubric. The plan indicates the teacher's annual goals for growth in one or more strand, how the goals will be measured and what will define success. Additionally, a strategy for achieving the goals is designed and subsequently supported by the school and its professional development activities throughout the year. These activities include early release professional development sessions, conference attendance, observation cycles and debrief, and individual and peer coaching.

Alpha is committed to using student performance data to refine and improve the educational program. Alpha teachers, leaders, and staff participate in bi-monthly professional development days dedicated to the analysis and interpretation of student data every eight weeks. Too often schools accumulate data but fail to have a plan for analysis and action. These regularly scheduled "data days" allow for professional development that focuses on effective uses of data, data analysis, Individual Learning Plan development, and the development of school-wide action plans based on student performance data. Students, families, teachers, and leaders carefully analyze these and other data to identify the causes of academic strengths and weaknesses. Teachers, through collaboration and consultation with one another and with instructional leaders, modify instruction based on the analysis of student data, effectively individualizing instruction for each student. The school community embraces a culture of data-driven instruction.

Last updated: 1/30/2019